



**Homesafe**

DOORS FOR LIFE

good to come  
home to

Regency doors  
Classic Cottage and Stable doors

# Good to come home to

Homesafe has been making doors for over 14 years, and with over a million of our doors already in use, you can trust us to supply exactly what you need

**Homesafe** doors are researched, designed, developed and manufactured in the UK in a modern factory where we specialise in producing the very best composite doors. It is our care and attention to detail throughout the entire process that ensures Homesafe doors help provide a safe and secure home environment wherever they are installed.

Your new door will be made to measure to enhance your home in our 70,000 sq ft factory by a team committed to developing innovative and environmentally efficient products.

## Innovations in engineering

Behind the classic appearance of a Homesafe door, you'll find advanced innovative engineering and technology that have made Homesafe doors the market leaders in so many respects; amongst the patented innovations we use are FlushGlaze™ and ColourFusion™.

## The capacity to deliver


Our experienced and expert workforce has the capacity to manufacture over 2,000 doors a week and we have a dedicated fleet of delivery vehicles which means there are no third party delays. Because our doors are entirely made in the UK we do not waste energy importing doors and so we do our bit to reduce carbon emissions.



# Contents

The style that suits your home	3
Relax behind your new front door	5
A long life protecting your home	7
A green door in any colour	9
Choosing the right door	11
<b>Regency doors</b>	<b>13</b>
The best choice for your new door	14
Built with strength in mind	15
Glazing your Regency door	16
Side panels to match your door	25
Solid doors	27
<b>Classic Cottage and Stable doors</b>	<b>29</b>
Top quality construction	30
Glazing your Classic door	31
Frames and thresholds	33
Sidelights and toplights	35
Hard working and good to touch	37
Getting the right combination	39
Care and maintenance	40





*Our house is very traditional in appearance, is there a door that will match its style?*

With so many different designs to choose from, including new stable door styles, Regency and Classic doors are suitable for traditional and modern properties.

# The style that suits your home

With so many choices of door, you can create the look that is ideal for your home

**With** a choice of two ranges and a total of 23 door styles in five colours and two woodgrain stains plus five ranges of glass which provide 21 choices of attractive glazing, you can create the contemporary or traditional look that will not just complement but enhance and add value to your house.

## **A style for every home**

Our range of doors means that whatever the style of your home, you can have a replacement door that will look right and provide the high performance required today. You can have a door that looks as good as a timber door but which needs very little care and virtually no maintenance.

## **For homes of all ages**

For Edwardian and older properties there are doors that resemble traditional timber; for cottages and back doors there are stable doors and tongue-and-groove styles; for 1920s and 1930s homes you can choose Art Deco style glass and for modern homes we have designs to suit every decorative style.

Because you can choose the styles and options you want, your door will be made to order and manufactured for you in the UK to exacting standards.





*What do you mean by a multipoint lock?*

All our doors have at least four locking points. There are hookbolts at the top and bottom, and a latch and deadbolt in the middle.



# Relax behind your new front door

Your front door is a symbol of your home and your family life



**Security** is the most important function of a front door. We understand that the front door is a symbol of your home and the safe surroundings that you create within it.

#### **Security you can trust**

Our doorsets are designed and manufactured to guarantee the performance of your door in every day use. Our doors not only keep rain and draughts out but provide exceptional security so that you and your family can feel secure behind your new door.

#### **Tried and tested**


All our doors use modern, strong multipoint systems that are designed and manufactured with current and future standards in mind.

Our doors have been tested to the very latest security standards published by BSi called PAS 23 and PAS 24 and have a proven pedigree of reliable secure performance.

Regency doors are available with the BSi kitemark.







*How long is the guarantee?*

We guarantee all our doors for ten years, although we expect them to last longer as they have a design life of over 25 years.



# a long life protecting your home

You expect your new door to last a long time, and with our doors you are guaranteed that it will!




It is not every day that you invest in a new front door for your home, so it is important that you choose a door that will give you and your family peace of mind and many, many years of use.

#### **Peace of mind**

All our doors are manufactured in the UK to the highest standards and are guaranteed to maintain their performance for a long time. Our guarantee will give you peace of mind for over 10 years and you can be secure in the knowledge that our doors are designed to last for over 25 years.

#### **Long lasting finish**

All our doors are faced with a high impact, through coloured surface layer. Regency doors use our patented ColourFusion™ process which means that the through colour is created when the door face is moulded. This creates a much more lasting finish than mere spray painted doors and its high resistance means that your door stays looking good for longer.



*Does heat escape through the glass in the door?*

All our units are double glazed which helps prevent heat loss, plus we use special low emissivity glass. This coated glass is a poor radiator of heat so the heat absorbed by the glass does not travel across the air gap to the outer pane and the cold outside world; instead the coating reflects the heat back into the house.

# A green door in any colour

Your door will have been made in an environmentally responsible manner using renewable resources and low energy processes



**Environmental** efficiency is achieved in several ways. Our doors reduce the pressure on the world's timber stocks as we use sustainable resources and recycled materials in our doors.

#### **Manufactured in the UK**

Your door is manufactured in the UK so that there is none of the environmental damage associated with shipping doors around the world. During manufacture factory waste is kept to a minimum and recycled where possible.

#### **Thermally efficient**


At the centre of each door is a high density, CFC and HCFC free, closed cell core which provides excellent insulation and is better at keeping heat in and cold out than wooden or PVC-U infill doors. Also, all our doors incorporate low emissivity glass. Plus your new door will be draughtproof and so further reduce your energy bills.

#### **Long life**

Products that last are more environmentally efficient than those which need regular replacement, so the long design life of our doors provides a genuine environmental benefit. Low maintenance ultimately means that your new door will use less energy whilst in use.







*What colours can we choose from?*

Regency doors are made to order in Red, Black, Blue, Green, White and two woodgrain stains, Rosewood and Oak whilst Classic doors come in White, our most popular colour.

# Choosing the right door

We make it easy for you to choose the style you want for your new door



**Choosing** your new door is not complicated. You know that you will get long life, low maintenance, excellent heat insulation and good soundproofing with all our doors. Think about the style of your home and then look at the styles available in the Regency and Classic Cottage and Stable door ranges.

## **Two ranges for a wide choice**


Regency doors are modern, high performance doors that have flush glazing and a long guaranteed life. For your home they provide the ideal solution. Classic Cottage and Stable doors offer a stylish and unique traditional alternative for back doors, cottage-style properties and other places where they provide the appropriate style.

Whichever range you choose, you can then choose the door style that best suits your property knowing that there is a great selection of glazing choices for every one of our doors.

## **Extras**

All doors come with hardware in place and you can choose the finish from gold, chrome, white and black as well as selecting extra features such as knockers and viewers to enhance the appearance of your new door.





*We've chosen our glass design but wonder if we can have it in a different colour?*

Yes, some of our designs which use coloured glass can be made up with different colours. You can choose from Red, Green, Blue, Black or Clear.



## Regency doors



Canterbury GRP

[20](#)



Richmond GRP

[27](#)



Stratford GRP

[22](#)



Aylesbury GRP

[27](#)



Amersham GRP

[24](#)



Worcester GRP

[27](#)



Warwick GRP [27](#)



Oxford GRP [21](#)



Cheltenham GRP [18](#)



Gloucester GRP [19](#)



Windsor GRP [23](#)



Exeter GRP [17](#)

# Regency

## Modern performance with beautiful style

Your Regency door looks,  
sounds and feels like a  
traditional timber door,  
yet gives you much  
better performance



**High** security and low maintenance coupled with a long life and a very real feeling of quality make Regency doors the right choice for your home wherever you live.

### **Looking good**

With the prestige of crisp woodgrain, a wide choice of traditional and contemporary styles and range of colours Regency doors always look like they belong and, because they are made using the ColourFusion™ process and GRP, they will be unaffected by the weather and will look good for many years to come.

### **Easy to care for**

Regency doors will not warp or twist or swell or rot. They have high impact resistance and so stay looking good for longer and yet they require virtually no maintenance. All you have to do is occasionally wipe your new door over with a damp cloth.

### **Modern performance**

Because of their composite construction Regency doors provide you with exceptional performance through excellent heat insulation, soundproofing, dimensional stability, low maintenance, weather resistance, long life and burglar resistance and combine all this performance with beautiful appearance.



# The best choice for your new door

FlushGlaze™ glazing and ColourFusion™ through colours make Regency doors your best choice

**Regency** doors incorporate our patented glazing system, FlushGlaze™. Uniquely this system creates windows in the door which are flush with the surface without visible gaskets, prominent exterior beading or painted surfaces that can discolour. Regency doors are hung using three high security hinges to a dedicated PVC-U 70mm steel reinforced outer frame.

## Through colours

Regency doors are made to order in Red, Black, Blue, Green and White and two woodgrain stains, Rosewood and Oak, all applied using the patented ColourFusion™ process. Regency doors have a genuine through colour layer that helps preserve the appearance of your door for year after year after year.

ColourFusion uses a unique method in which colour is added to the door surface during the moulding process so that the colour is actually fused into the material.

Regency's woodgrain stain finish has the natural appearance of an authentic timber

door using ColourFusion technology with the application of a grain enhancer to create a traditionally stained appearance. Our PVC-U woodgrain finish frames are created with a coating identical to that used for woodgrain colour finish PVC-U windows. The frame complements the door finish and, as is the way with natural timber, will be a similar but not an exact match.

## Multipoint locking

Regency doors are supplied as standard with euro-profile cylinders (anti-pick and anti-drill to BS EN 1303) but have an option of cylinder-free multipoint locking that is a cost effective way of providing an anti-bump solution.



Red




Blue



Green



White



Black



Oak



Rosewood

# Built with strength in mind

The very toughest materials are among those used to construct your made to measure Regency door

**Amongst** the very toughest materials are thermosetting resins. These become set after curing and the reapplication of heat will not reverse the chemical process that created them. Thus they remain strong, stable and durable whatever the temperature. They are what we use on the outside of Regency doors.

## Inside your new door

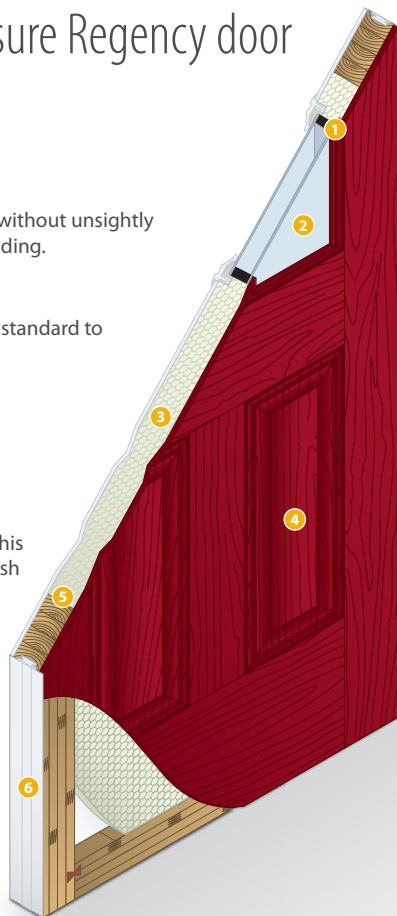
A high quality engineered hardwood subframe is constructed to suit the individual door size. The material has been chosen for its combination of strength and dimensional stability. Strong dovetail joints lock everything tightly and squarely together.

At the heart of each door is a high density, CFC and HCFC free, closed cell core which has an insulation performance almost as good as cavity wall insulation.

## A final touch

The addition of the EdgeGuard™ option further enhances the appearance of the door slab and adds extra protection against damage. This edge detail is fitted in powder coated white aluminium as standard with brown for woodgrain stain doors to add the finishing touch to your new Regency door.

- 1 FlushGlaze™**  
Unique patented system without unsightly gaskets or vulnerable beading.
- 2 Toughened glass**  
4mm toughened glass as standard to meet BS 6262.
- 3 Insulating core**  
High density, thermally efficient closed cell core.
- 4 High impact face**  
No need to worry about this strong ColourFusion™ finish losing its appearance.
- 5 Laminated subframe**  
Stronger than a single piece of timber, our recycling puts no extra pressure on the environment.
- 6 Stylish protection**  
Our EdgeGuard™ provides protection to your door edge.



# Glazing your Regency door

It is the decorative glass in your front door that makes the difference, adding the individuality and style that you want



**With** Regency doors there is a wide range of styles, designs and colours that allow you to choose from traditional and contemporary glass designs to provide the finishing touch that will help make your home the way you want it to be.

## **Toughened and fitted**

As standard all doors are double glazed with 4mm toughened glass. For better thermal performance, we use low emission glass in all our ranges, except Elegance, so as to achieve even better insulation.

## **Coloured glass**

For designs that incorporate coloured glass, you can choose the colour of the glass from Red, Green, Blue, Black and Clear. In this way you can choose colours that match or contrast with the colour of your door.

For some glazing designs you can choose matching glass for your toplights and sidelights. For side panels you can choose any glass design to match your door.








Minster, Stippolyte and Cotswold are trade marks of Pilkington plc; their images are copyright Pilkington plc and are used with permission.

CO01 and CO02 designs feature an opaque print to the design pane and are supplied with clear backing only. CO04, ST03 and ST04 designs are decorated directly onto Stippolyte pattern glass and are also supplied with clear backing only. The CO03 design is also obscure to the design pane and is supplied with clear backing only. All glazed units are supplied with silver spacer bar as standard.

# Exeter



-  Available with a choice of colour: Red, Green, Blue, Black and Clear.
-  Colour of the Georgian bars will correspond to the colour of the door.
-  Clear backing glass only.
-  Minster backing glass as standard.
-  Available with matching toplights and sidelights.

## Standard





Clear 



Minster™ 



Stippolyte™ 





Cotswold™ 

## Contemporary



CO01 




CO02 




CO03 





CO04 

## Style




ST01  




ST02  




ST03 





ST04 

## Elegance



EL01 




EL02 




EL03 





EL04 


## Traditional





TR01 





TR02 





TR03 



TR04  

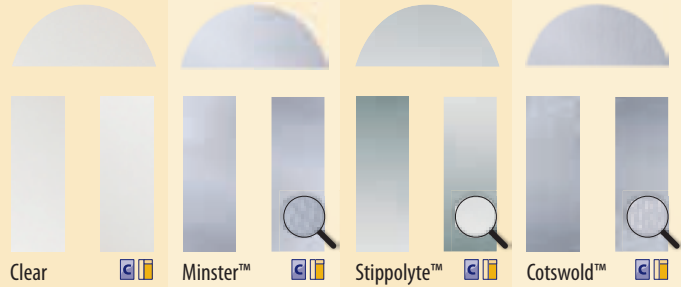


TR05  

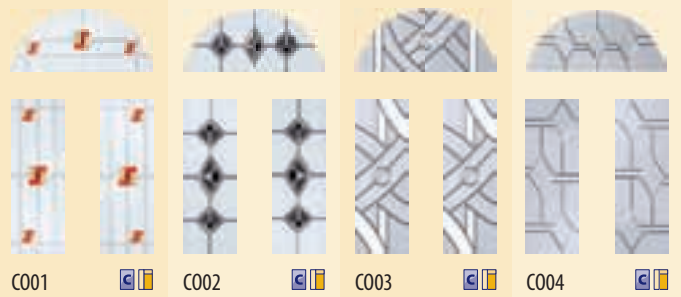
# Cheltenham



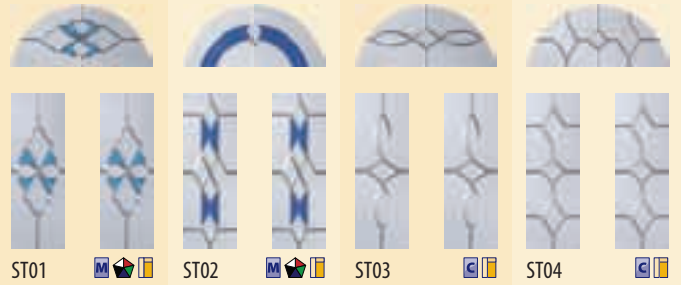
## Standard



## Contemporary



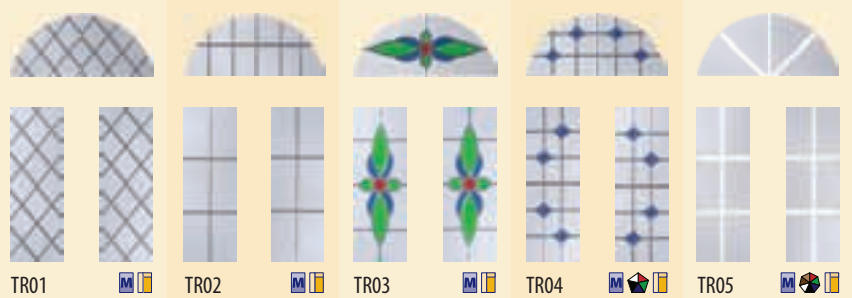
## Style








## Elegance



## Traditional



-  Available with a choice of colour: Red, Green, Blue, Black and Clear.
-  Colour of the Georgian bars will correspond to the colour of the door.
-  Clear backing glass only.
-  Minster backing glass as standard.
-  Available with matching toplights and sidelights.

Minster, Stippolyte and Cotswold are trade marks of Pilkington plc; their images are copyright Pilkington plc and are used with permission.






C001 and C002 designs feature an opaque print to the design pane and are supplied with clear backing only. C004, ST03 and ST04 designs are decorated directly onto Stippolyte pattern glass and are also supplied with clear backing only. The C003 design is also obscure to the design pane and is supplied with clear backing only. All glazed units are supplied with silver spacer bar as standard.

# Gloucester

Minster Stippolyte and Cotswold are trade marks of Pilkington plc; their images are copyright Pilkington plc and are used with permission.



CO01 and CO02 designs feature an opaque print to the design pane and are supplied with clear backing only. CO04, ST03 and ST04 designs are decorated directly onto Stippolyte pattern glass and are also supplied with clear backing only. The CO03 design is also obscure to the design pane and is supplied with clear backing only. All glazed units are supplied with silver spacer bar as standard.

-  Available with a choice of colour: Red, Green, Blue, Black and Clear.
-  Colour of the Georgian bars will correspond to the colour of the door.
-  Clear backing glass only.
-  Minster backing glass as standard.
-  Available with matching toplights and sidelights.

## Standard



## Contemporary



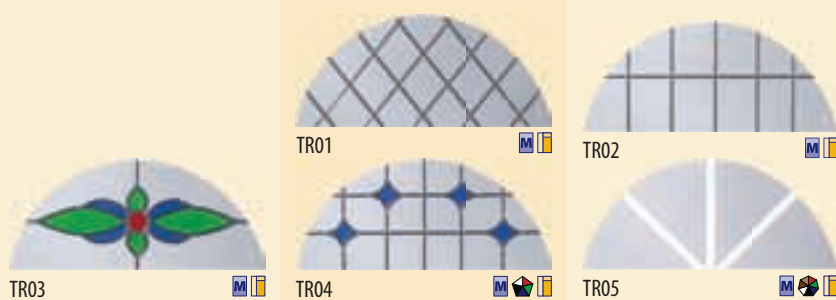
## Style



## Elegance



## Traditional






# Canterbury



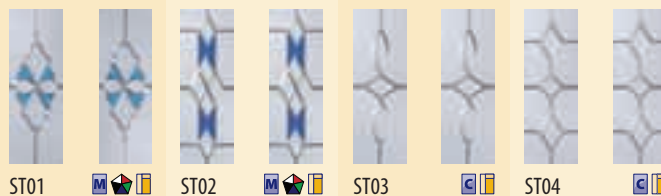
## Standard



## Contemporary




## Style








## Elegance



## Traditional



-  Available with a choice of colour: Red, Green, Blue, Black and Clear.
-  Colour of the Georgian bars will correspond to the colour of the door.
-  Clear backing glass only.
-  Minster backing glass as standard.
-  Available with matching topleights and sidelights.

Minster, Stippolyte and Cotswold are trade marks of Pilkington plc; their images are copyright Pilkington plc and are used with permission.






C001 and C002 designs feature an opaque print to the design pane and are supplied with clear backing only. C004, ST03 and ST04 designs are decorated directly onto Stippolyte pattern glass and are also supplied with clear backing only. The C003 design is also obscure to the design pane and is supplied with clear backing only. All glazed units are supplied with silver spacer bar as standard.

Minster, Stippolyte and Cotswold are trade marks of Pilkington plc; their images are copyright Pilkington plc and are used with permission.

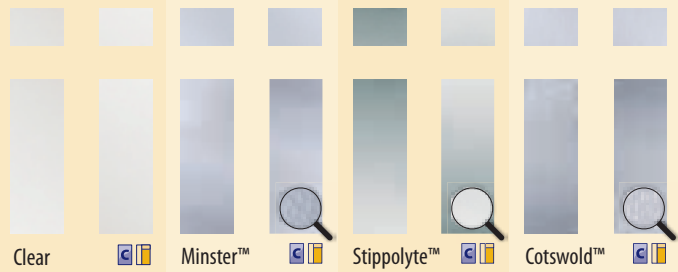
# Oxford




CO01 and CO02 designs feature an opaque print to the design pane and are supplied with clear backing only. CO04, ST03 and ST04 designs are decorated directly onto Stippolyte pattern glass and are also supplied with clear backing only. The CO03 design is also obscure to the design pane and is supplied with clear backing only. All glazed units are supplied with silver spacer bar as standard.

-  Available with a choice of colour: Red, Green, Blue, Black and Clear.
-  Colour of the Georgian bars will correspond to the colour of the door.
-  Clear backing glass only.
-  Minster backing glass as standard.
-  Available with matching topleights and sidelights.

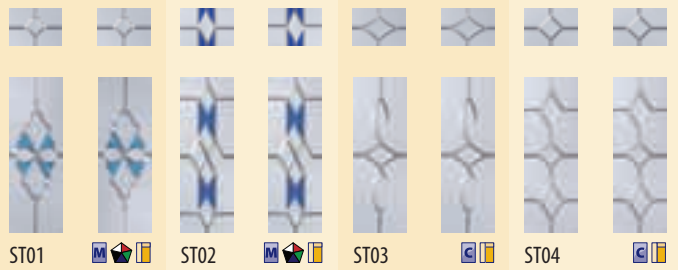
## Standard



## Contemporary




## Style



## Elegance








## Traditional



# Stratford



-  Available with a choice of colour: Red, Green, Blue, Black and Clear.
-  Colour of the Georgian bars will correspond to the colour of the door.
-  Clear backing glass only.
-  Minster backing glass as standard.
-  Available with matching toplights and sidelights.

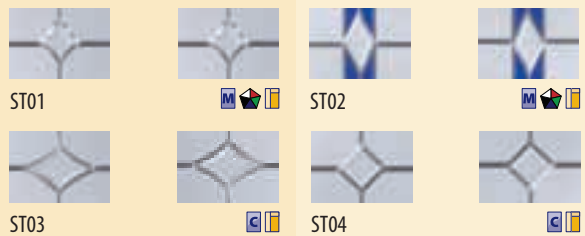
## Standard



## Contemporary



## Style



## Elegance



## Traditional



Minster, Stippolyte and Cotswold are trade marks of Pilkington plc; their images are copyright Pilkington plc and are used with permission.






C001 and C002 designs feature an opaque print to the design pane and are supplied with clear backing only. C004, ST03 and ST04 designs are decorated directly onto Stippolyte pattern glass and are also supplied with clear backing only. The C003 design is also obscure to the design pane and is supplied with clear backing only. All glazed units are supplied with silver spacer bar as standard.























Minster, Stippolyte and Cotswold are trade marks of Pilkington plc; their images are copyright Pilkington plc and are used with permission.

# Windsor



CO01 and CO02 designs feature an opaque print to the design pane and are supplied with clear backing only. CO04, ST03 and ST04 designs are decorated directly onto Stippolyte pattern glass and are also supplied with clear backing only. The CO03 design is also obscure to the design pane and is supplied with clear backing only. All glazed units are supplied with silver spacer bar as standard.






-  Available with a choice of colour: Red, Green, Blue, Black and Clear.
-  Colour of the Georgian bars will correspond to the colour of the door.
-  Clear backing glass only.
-  Minster backing glass as standard.
-  Available with matching topleights and sidelights.



<b>Standard</b>							
							
Clear		Minster™		Stippolyte™		Cotswold™	
<b>Contemporary</b>							
							
CO01		CO02		CO03		CO04	
<b>Style</b>							
							
ST01		ST02		ST03		ST04	
<b>Elegance</b>							
							
EL01		EL02		EL03		EL04	
<b>Traditional</b>							
							
TR01		TR02		TR03		TR04	
							



# Amerusham



-  Available with a choice of colour: Red, Green, Blue, Black and Clear.
-  Colour of the Georgian bars will correspond to the colour of the door.
-  Clear backing glass only.
-  Minster backing glass as standard.
-  Available with matching toplights and sidelights.

Standard				
				
Clear 	Minster™ 	Stippolyte™ 	Cotswold™ 	
Contemporary				
				
C001 	C002 	C003 	C004 	
Style				
				
ST01   	ST02   	ST03 	ST04 	
Traditional				
				
TR01 	TR02 	TR03  	TR04   	TR05   

Minster, Stippolyte and Cotswold are trade marks of Pilkington plc; their images are copyright Pilkington plc and are used with permission.


C001 and C002 designs feature an opaque print to the design pane and are supplied with clear backing only. C004, ST03 and ST04 designs are decorated directly onto Stippolyte pattern glass and are also supplied with clear backing only. The C003 design is also obscure to the design pane and is supplied with clear backing only. All glazed units are supplied with silver spacer bar as standard.

# A sidepanel to match your door

Choose the side panels that match your Regency door for colour and style



Canterbury



Oxford



Richmond



Stratford



Warwick




Windsor

Side panels are window frames beside your door that are fitted with a panel with the same appearance and made to the same exacting standards as your Regency door. They provide an attractive alternative to traditional sidelight and toplight window frames. They are generally about the half the width of the door and always match the height of the door and its frame.

## Glazed panels

Side panels can be fitted with glass just like your Regency door. They are glazed using FlushGlaze to get that smooth exterior appearance and you have the same choice of glass designs and colours as you do for your door. You can also mix and match your choices so that a solid front door can have a glazed side panel and vice versa. Side panel frames can also include toplight windows in most of our glass designs. You can see information on our sidelights and toplights on page 35.



*What does 'through colour' mean?*

Through colour is when the colour on the surface of the door continues beneath the surface. Our doors use the ColourFusion™ process which means the colour is moulded into the door so it will never peel or flake off or need painting.



# Solid doors

## Solid doors in traditional designs

Our selection of solid doors in four traditional styles provide the privacy and security you sometimes need. They are available in a choice of five colours and two woodgrain stains, all with ColourFusion™ through colour.



Richmond GRP



Aylesbury GRP




Warwick GRP



Worcester GRP





*Are stable doors as weathertight as ordinary doors?*

Ours are! We use a unique weather seal between the top and bottom halves. And by the way, the same key works both halves.

## Classic Cottage doors



Raphael



Constable



Farrington



Hogarth



Dante



Rubens

## Classic Stable doors



Flint



Da Vinci



Van Gogh



Blake



Bevan



# Classic Cottage and Stable doors

Classic Cottage and Stable doors provide a unique solution for back doors and properties suited to the look of tongue-&-groove



**With** a popular white textured satin finish, Cottage and Stable doors from the Classic range provide security and low maintenance with a reassuring robustness.

#### **Looking good**

With high impact resisting, white thermoplastic facings Classic doors offer proven superior performance against heat distortion and cold cracking. Your new door will withstand everyday knocks and scratches and will never need painting or staining.

#### **Easy to care for**

Classic doors will not warp, twist, swell or rot and are easy to care for, maintenance generally means a simple wipe over with a damp cloth.

#### **Modern performance**

Because of their composite construction Classic doors meet modern performance expectations for heat and sound insulation, low maintenance, weather resistance, long life and burglar resistance. With a design life of 25 years or more, Classic doors have a 10 year guarantee.

# Top quality construction

The Classic range is manufactured to the high standards you should demand

At the heart of each door is a high density, CFC and HCFC free, closed cell core which has an insulation performance almost as good as cavity wall insulation. The core eliminates air gap weak spots and enhances structural rigidity.

## Inside your door

A high quality engineered hardwood subframe is constructed to suit the individual door size. The material has been chosen for its combination of strength and dimensional stability. Strong dovetail joints lock the frames tightly and squarely together.

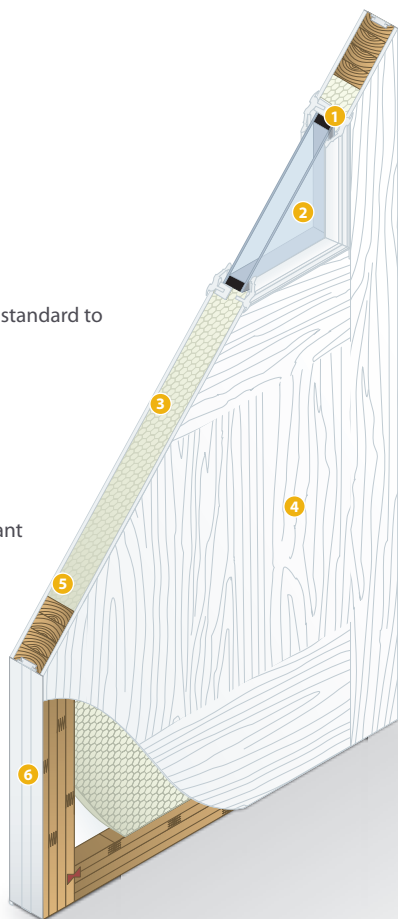
## Authentic stable doors

The stable door features cylinder locking in both halves. The top half can be opened independently of the bottom half by releasing a slide bolt fixed to the inside face of the door. The lock cylinder in the top is key operated both sides and has a lever handle both sides that operates a latch and security hook. The lock cylinder in the bottom operates a deadbolt. With both parts unlocked and the slide bolt secured, the door will operate in the same way as an ordinary door. Both top and bottom are opened with the same key.

## The final touch

To match the white finish of Classic doors we use white hinges. The addition of the white powder coated EdgeGuard™ further enhances the appearance of the door and adds extra protection.

- 1 Double glazing**  
Our system incorporates low emissivity glass.
- 2 Toughened glass**  
4mm toughened glass as standard to meet BS 6262.
- 3 Insulating core**  
High density, thermally efficient closed cell core.
- 4 Resistant mouldings**  
Impact and scratch resistant inner and outer door facings.
- 5 Laminated subframe**  
Stronger than a single piece of timber, our recycling puts no extra pressure on the environment.
- 6 Stylish protection**  
EdgeGuard™ provides additional protection to your door edge.



# Glazing Cottage and Stable doors

Cottage and Stable doors are available with a choice of glass


All Classic Cottage and Stable doors are supplied with double glazed toughened glass units in which the inside pane is always supplied in clear glass.

## Glass choice

You can choose how obscure your glass is. After Clear, Minster™ is the least obscure, then Stippolyte™ with Cotswold™ the most difficult to see through.

Clear	Stippolyte™	Minster™	Cotswold™
<b>Constable and Da Vinci</b>			
<b>Farrington and Van Gogh</b>			
<b>Hogarth and Blake</b>			
<b>Dante and Rubens</b>			
<b>Rubens and Bevan</b>			





*We expect our door to be weatherproof, but will it stay weatherproof?*

Every door in the Regency and Classic ranges has been tested for watertightness, air permeability and wind resistance and have been shown to exceed high weather exposure tests. Even in a Force 12 hurricane, there won't be a draught through your door!

# Frames and thresholds

Independent tests have proven that our doorsets exceed industry standards

The door frame is an important part of your doorset and we use strong steel reinforced PVC-U frames for all our doors so that the door and frame work together to prevent draughts and to stop rainwater getting in.

## Reinforced construction

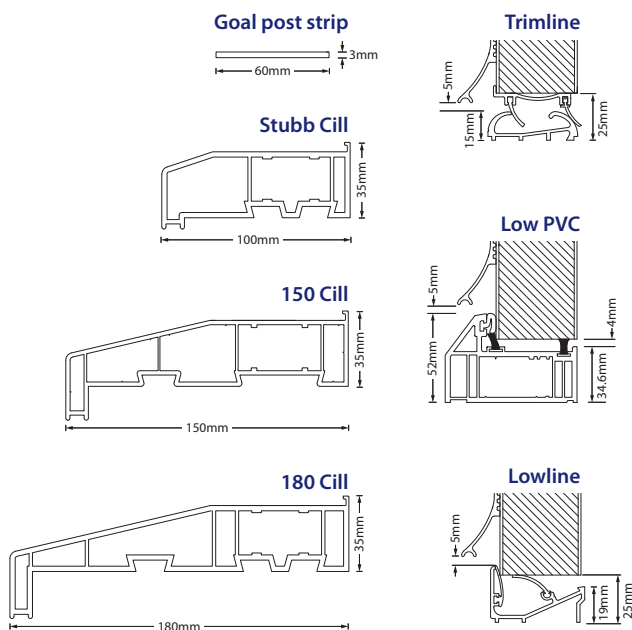
Homesafe door frames are made using 70mm PVC-U five chamber profile, fully reinforced with steel and triple sealed. All our frames are fully tested for ultraviolet resistance and colourfastness so that they will keep their appearance for many years. Frames provide good insulation and their rigidity ensures that draughts are eliminated.

## Three frame colours


As standard all frames are finished in white. PVC-U woodgrain finish frames will complement the woodgrain door finishes and, as is the way with natural timber, will be similar but not an exact match. All frames are white on the inside.

## Thresholds

We provide three threshold options and three cill options, so as to suit all requirements. Standard PVC-U welded thresholds are in white to match the door frame whilst low profile aluminium thresholds suitable for universal access are in an anodised silver or gold finish. Your surveyor will explain the options you need.








*Which door glass designs can we choose if we are having matching sidelights and toplights?*

You can find out which glass designs are available for sidelights and toplights by looking at the glass pages. They are indicated by icons 🏠 🏡 🏢.

# Sidelights and toplights

For wider entrances you can add sidelights and toplights that meet the needs of your home



Sidelights allow more light into your hallway as well as allowing the doorset to suit wider, non-standard openings.

## **Sidelights and toplights**


These are window frames to the side and above your door. They can be glazed with most of the standard and decorative glass from our range and can also be finished with solid flush panels.

## **Heights and widths**


Sidelights can be the full height of the door with either full height glass or a midrail; alternatively you can have a flag sidelight where the window comes about halfway down the height of the door.

Because they are made to measure, just like your door, you are not limited by set widths and so your sidelights and toplights will be the size you want them to be.

## **Glass designs**

You can choose the glass design you want for your sidelights and toplights from our glass pages. Most of the designs are available and you can see which ones to choose from by using the icon .






*What do we actually receive?*

Everything! We supply the door, the frame, all the locks and hardware already fitted. We can also have your door installed for you.

Hardware colour finishes are coordinated but each item may not be an exact colour match to another.

	Gold	Chrome	White	Black
<b>Knockers</b>				
Urn				
Lion				
Ponytail				
<b>Handles</b>				
Scroll				
Pad				
<b>Letter plates</b>				
				



Lock and furniture options	Regency	Classic Cottage	Classic Stable
<b>Security</b>			
British Standards PAS 23 & PAS 24 performance and security testing	☑	○	×
BSI Kitemark Licence	○	×	×
<b>Standard locking systems</b>			
NEW Cylinder free 2-hook/4-point multi-point lock (key-key) with traditional brass key	☑	○	×
Euro-cylinder operated 2-hook/4-point multi-point lock (key-key)	○	☑	×
Euro-cylinder operated 1-hook/3-point multi-point lock (key-key, top leaf)	×	×	☑
Euro-cylinder operated deadlock (key-thumbturn, bottom leaf)	×	×	☑
<b>Locking options</b>			
Anti-pick & anti-drill Euro-cylinder key-key	○	☑	×
Anti-pick & anti-drill Euro-cylinder key-thumbturn	○	○	○
NEW Enhanced security anti-manipulation Euro-cylinder key-key	○	☑	×
NEW Enhanced security anti-manipulation Euro-cylinder key-thumbturn	○	○	○
Keyed to pass anti-pick & anti-drill Euro-cylinder key-key (top leaf) + key-thumbturn (bottom leaf)	×	×	☑
Locking bolt (face-fix) to secure top & bottom door leaf	×	×	☑
<b>Door furniture options</b>			
Lever-Lever handle set	☑	☑	☑
Lever-Pad handle set	○	○	○
Safety chain (hook type)	○	○	×
Security viewer	○	○	○
Urn knocker, Lion Head knocker or Ponytail knocker	○	○	○
Letterplate	○	○	○
Numerals	○	○	○
<b>Key</b>	☑ Standard	○ Option	×

# Hand working and good to touch

Excellent security is essential so we use top quality hardware from proven manufacturers

**There** is a choice of colour finish for the door furniture for your new door. For a contemporary feel you can choose from black, white and chrome, whilst older style properties will be enhanced by black or polished gold.

## **Locking systems**

Your new door will be fitted with multipoint locks as standard using hookbolts, centre latch and deadbolt to achieve the required level of security. These are now the first choice for residential doors as they provide better security and greater convenience than most other systems.

## **Lock operation**

The split-spindle lock option offers enhanced security as your door cannot be opened using the handle on the outside without using a key. This means that you can simply pull your door closed as you leave, although it is better to lift the lever so as to engage the hookbolts, either way make sure you have your key with you.

Regency doors are fitted with the very latest multipoint locks that feature cylinder free operation with a traditional brass key.

Classic Cottage and Stable doors are fitted with anti-drill and anti-pick cylinder operated locks. Regency and Classic Cottage door multipoint locks all feature two bi-directional hooks, centre latch and deadbolt, whilst our Stable doors feature a single hook, latch and deadbolt multipoint lock to the top half and an additional security deadbolt for the bottom half (both operated by the same key).

All of our multipoint locks are Secured by Design licensed, which means that they have been approved by the Association of Chief Police Officers (ACPO). Kitemarked cylinder locks are also available.

## **Electronic locking**


Electronic locking allows you to unlock your door as you approach, in the same way that remote car keys work.

## **Other Furniture**

Regency doors use high quality robust bolt-through lever handles in anodised or powder-coated finishes.

A selection of letterplates, handle styles, security viewers, safety chains, numerals and knockers is available to provide the finishing touches to your new door.





*My existing door has a cat flap, can I have one fitted to my new door?*

We can factory fit lockable cat flaps as an optional extra to our Classic Cottage and Stable doors.

# Getting the right combination

Choose the door you want, in the style you want, with the options you want

Door, frame and glazing options	Regency	Classic Cottage	Classic Stable
<b>Security</b>			
British Standards PAS 23 & PAS 24 performance & security testing	☑	○	×
BSi Kitemark Licence	○	×	×
<b>Door colour choices</b>			
ColourFusion GRP White facing outside (White PVC-U facing inside)	☑	×	×
ColourFusion outer facing in Red, Blue, Green or Black (White PVC-U facing inside)	○	×	×
ColourFusion outer facing colour in Rosewood or Oak stain (White PVC-U facing inside)†	○	×	×
PVC-U White facings both sides	×	☑	☑
<b>Door construction</b>			
44mm composite door leaf	☑	☑	☑
Engineered hardwood sub-frame	☑	☑	☑
HD EPS insulated core	☑	☑	☑
Aluminium EdgeDetail to hinge and lock stile	☑	☑	☑
<b>Door glazing</b>			
Clear and obscure glass patterns	☑	☑	☑
Traditional and contemporary decorative designs	○	×	×
Bullion 'Bulls Eye' design	×	○	○
Low emissivity glazing (except Elegance glass range)	☑	☑	☑
Patented FlushGlaze system	☑	×	×
Cassette glazing system (white through-coloured)	×	☑	☑
<b>PVC-U Frame Options (all frames are steel reinforced)</b>			
White finish	☑	☑	☑
Rosewood or Oak foil finish (white inside)†	○	×	×
Cills in a range of sizes to suit existing arrangements (your surveyor will advise)	☑	☑	☑
Low weather-sealing thresholds to meet low access & wheelchair requirements	○	○	○
<b>PVC-U sidelight frames &amp; glazing</b>			
Matching side panels to coordinate with door style (not available for all styles)	○	×	×
Sidelight window frames with or without midrail	○	○	○
Clear or obscure glazing to sidelight window frames	○	○	○
Coordinated decorative glass to sidelight window frames (except Elegance glass range)	○	×	×
Solid panel below midrail in lieu of glass in sidelight window frames	○	○	○
<b>PVC-U toplight frames &amp; glazing</b>			
Toplight window frames in steel reinforced PVC-U	○	○	○
Clear or obscure glazing to toplight window frames	○	○	○
Coordinated decorative glass to toplight window frames (except Elegance glass range)	○	×	×
Solid panel in lieu of glass in toplight window frames	○	○	○

**Key**

☑ Standard

○ Option

× Not available

† ColourFusion stained door facing to the Regency external skin of the door has been designed to complement Oak/Rosewood foil finish PVC-U frame and will not be an exact match.

So easy to  
care for

## Keeping your new door looking smart

### **Cleaning your door**

Your door is made with either glassfibre reinforced polyester (Regency) or durable thermoplastic PVC-U (Classic) outer facings. Inner facings are PVC-U. These materials require no maintenance other than occasional cleaning.

### **Just a wipe over**


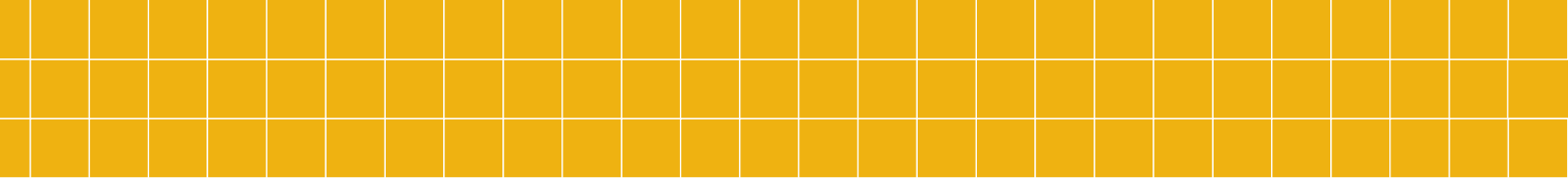
All you need to do to clean the surface of your door is to wipe it over with a soft cloth, dampened in warm soapy water and then rinse and dry with another soft cloth. There is no need to use abrasive pads, abrasive cleaning creams, detergents, solvents or

bleach, in fact these might damage the finish of your door.

Door handles, knockers, viewers and letter plates should also be cleaned by wiping with a soft cloth dampened in warm soapy water and then rinsed and wiped dry with a soft cloth. There is no need to remove any furniture from the door or frame during cleaning.

### **Looking after the glass**

You can clean the glass with a proprietary glass cleaner wiped clean with a soft dry cloth. It is best if spills on the surface of the door are rinsed and wiped off straightaway.







Homesafe  
Newent Business Park  
Newent  
Gloucestershire  
GL18 1DZ

T 0845 219 8330

F 0845 219 8331

E [trade.sales@homesafedoors.co.uk](mailto:trade.sales@homesafedoors.co.uk)

W [www.homesafedoors.co.uk](http://www.homesafedoors.co.uk)